






Silhouettes for Smiles Order Form

Parent's Name	
Street Address	
City, State, Zip	
Phone	
Email	

Single Silhouettes (1 child)  cut to fit into 5x7 framing	Quantity (mark one)	Price
	1	<input type="checkbox"/> \$30
	2	<input type="checkbox"/> \$45
	3	<input type="checkbox"/> \$75
	4	<input type="checkbox"/> \$ 90
	Other Quantity	<input type="checkbox"/>
	Single Rectangular Frame (5 x 7 wood painted black) with black oval mat	<input type="checkbox"/> \$22
Single Oval Frame (5 x 7 wood painted black)	<input type="checkbox"/> \$30	
Total:		
Child's Name:		

Double Silhouettes (2 children on one mat) 	Quantity (mark one)	Price
	1	<input type="checkbox"/> \$60
	2	<input type="checkbox"/> \$90
	3	<input type="checkbox"/> \$150
	4	<input type="checkbox"/> \$180
	Other Quantity	<input type="checkbox"/>
	Double Oval Frame (6 x 8 wood painted black)	<input type="checkbox"/> \$40
		
Black Oval Mat 6 x 8 fits 8 x 10 frame	<input type="checkbox"/> \$6	
Total:		
Children's Names: Place in order of preference from left to right (usually oldest to youngest). Far left will be the farthest away in appearance (see above).	1. 2.	

Make Checks Payable to MerryB Events. (See page 2 for additional options.)



Silhouettes for Smiles Order Form

Parent Name	
Street Address	
City, State, Zip	
Phone	
Email	

	Quantity (mark one)	Price
Triple Silhouettes (3 children on one mat)	1	<input type="checkbox"/> \$90
	2	<input type="checkbox"/> \$135
	3	<input type="checkbox"/> \$225
	4	<input type="checkbox"/> \$270
	Other Quantity	<input type="checkbox"/>
	Total:	
Children's Names: Place in order of preference from left to right (usually oldest to youngest). Far left will be the farthest away in appearance.	1. 2. 3.	

	Quantity (mark one)	Price
Quadruple Silhouettes (4 children on one mat)	1	<input type="checkbox"/> \$120
	2	<input type="checkbox"/> \$180
	3	<input type="checkbox"/> \$300
	4	<input type="checkbox"/> \$360
	Other Quantity	<input type="checkbox"/>
	Total:	
Children's Names: Place in order of preference from left to right (usually oldest to youngest). Far left will be the farthest away in appearance.	1. 2. 3. 4.	